

取扱説明書

User's Manual  KEYBOARD

ZENAIM キーボードをお買い上げいただき、誠にありがとうございます。
お使いになる前に、本取扱説明書や製品に同梱のスタートガイド兼保証書に記載された「安全にお使いいただくために」をよくお読みになり、内容を充分理解してから正しくお使いください。

本書について

- 説明書の一部または全部を無断で転載することは、固くお断りいたします。
- 製品の外観、仕様、性能は予告なく変更する場合があります。


商標説明

- Microsoft、Windows は、米国 Microsoft Corporation の米国および/またはその他の国における登録商標または商標です。
- Apple、macOS は、米国および他の国々で登録された Apple Inc. の商標です。
- USB Type-C® は USB Implementers Forum の商標です。
- ZENAIM の名称、ロゴは株式会社東海理化電機製作所の商標または登録商標です。

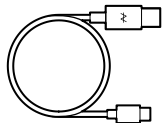
はじめにお読みください

はじめにお読みください	2
同梱物を確認する	4
パソコンに接続する	5
キーの機能	6
ZENAIM SOFTWARE の特長	7
キーキャップを交換する	8
お手入れのしかた	9
仕様	10
日本居住者向け保証規定	11

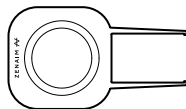
目次



キーボード本体 ×1



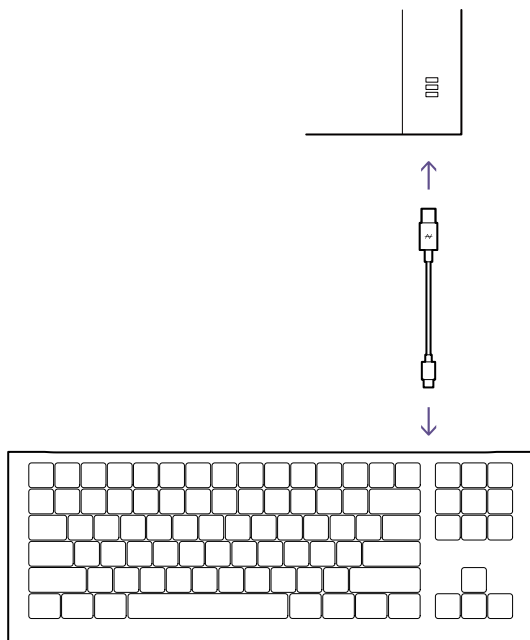
USB ケーブル ×1



キープラー ×1

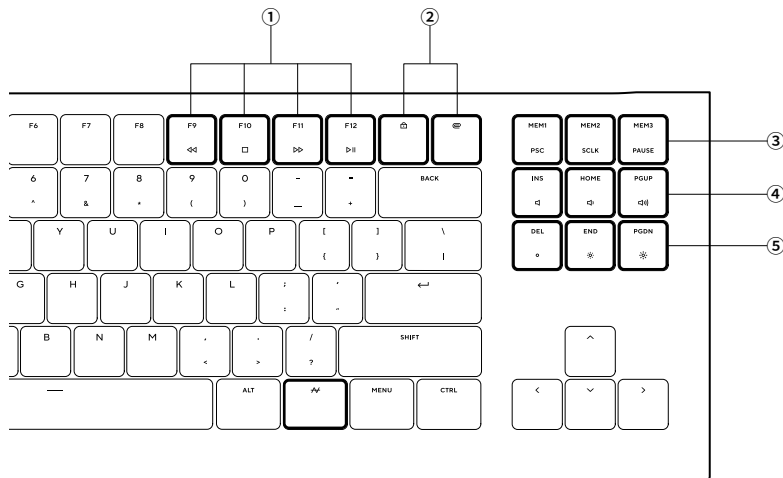
スタートガイド
兼保証書 ×1









同梱物を確認する



**ご注意**

- ・ USB2.0 以降の USB ポートに接続してください。
- ・ 電力不足によって動作が不安定になる恐れがあるため、USB ハブ経由の接続は動作保証いたしかねます。







パソコンに接続する



- ①
-  +  巻き戻し
 -  +  早送り
 -  +  再生 / 一時停止
 -  +  停止

- ②
-  特定キー※無効 / 有効
 -  キルクリップの保存

- ③
- MEM1
MEM2
MEM3 有効 / 無効

- ④
-  +  消音 / 消音解除
 -  +  音量を下げる
 -  +  音量を上げる

- ⑤
-  +  LED 消灯 / 点灯
 -  +  LED を暗く
 -  +  LED を明るく

キーの機能

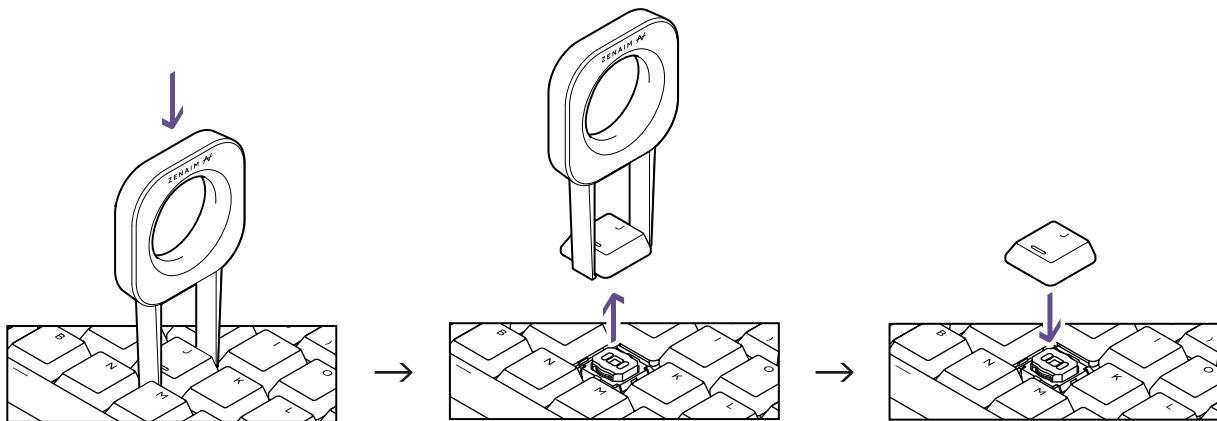
※ZENAIM SOFTWARE で指定したキー

- ・アクチュエーションポイントを 0.1 mm～1.8mm の範囲で調整可能（0.05mm 単位）
- ・マクロ機能
- ・キルクリップ機能
- ・プロファイルのクラウド保存で、ネット環境があればどこでも呼び出し可能
- ・プロプレーヤーと同じプロファイルを使用可能
- ・カスタマイズ可能なライティングパターン

ソフトウェアのダウンロード

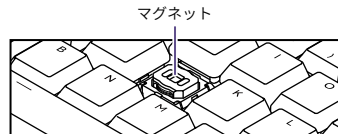
<http://zenaim.com/pages/software>

ZENAIM SOFTWARE の特長



ご注意

- キーキャップは手で引き抜かず、同梱のキープラーを使って上図の向きで差し込んで取り外してください。
- 長いキーキャップの場合、キープラーを中央に挿入して取り外してください。
- キーキャップは奥までしっかり押し込み、他のキーと比べて水平および同じ高さになっていることを確認してください。
- 異物が入り込まないようにご注意ください。
- キースイッチとプレートに間に針やピンセットなど先のとがったものを差し込まないでください。
- キースイッチからマグネットを取り外さないでください。



キーキャップを交換する




ブロアー



エアダスター



強溶剤



研磨剤

エアダスターやブロアーを使用し、キーの間の密着していないごみやホコリを取り除いてください。また、キーを清掃する際は柔らかく糸くずの出ない布を水道水で湿らせ、固く絞り、優しく拭いてください。

ご注意

- ・次亜塩素酸、高濃度アルコール、漂白剤、アセトン / 除光液、シンナー / ベンジン等の強溶剤や研磨剤等、樹脂を侵す可能性がある洗浄剤は使用しないでください。
- ・水や洗浄剤を直接キーボードに塗布することは、故障の原因となりますので絶対におやめください。

お手入れのしかた

本体 OS	Windows : Windows 10 64bit 以降 mac : macOS Monterey 以降	アンチゴースト機能	搭載
ZENAIM SOFTWARE 対応 OS	Windows / macOS	接続方法	USB (Type-C®)
キーボードタイプ	テンキーレス	通信規格	USB2.0 full speed
キー数 (無接点キー数)	89 キー	使用温度範囲	10 ~ 30°C (結露しないこと)
キーレイアウト	US 配列	保管温度範囲	-20 ~ 60°C
ライティング	RGBLED バックライト (1680 万色)	外形寸法	奥行 139.2 mm、幅 380.8 mm、 高さ 24.5 mm
スイッチ方式	無接点磁気検知方式	製品重量	約 730 g
キーストローク	1.9 mm		
アクチュエーションポイント	0.1 ~ 1.8mm		
リセットポイント	0.05 ~ 1.75mm		
押下圧	50 g		
チルト角	0° / 4° / 8°		
N キーロールオーバー	対応		

■定義

本規定における次の用語の定義は、以下のとおりとします。

1. 「製品」とは、当社が販売に際して梱包されたもののうち、本体部分をいい、消耗品・付属品等は含まれません。
2. 「保証書」とは、保証期間に製品が故障した場合に当社が交換および修理を行うことを約した重要な証明書をいいます。
3. 「購入証明書」とは、購入日・購入店名・商品名が確認できるもの（レシート、商品発送メール等）を指します。
4. 「故障」とは、お客様が正しい使用方法に基づいて製品を作動させた場合であっても、製品が正常に機能しない状態をいいます。
5. 「無償保証」とは、本規定に規定された条件により、製品が故障した場合、当社がお客様に対し無償で行う当該故障個所の交換および修理をお約束することをいいます。

■保証期間：ご購入日より1年

*ご購入日とは、購入証明書（レシート、商品発送メール等）に記載された日付のことを指します。

*起算日から1週間は初期不良期間とします。初期不良の詳細については、別途当社定める「特定商取引法に基づく表示」をご確認ください。当該表示に記載された諸条件に従って交換または返品および返金の対応をいたします。

■保証対象

保証対象は製品・製品に起因する部分のみとさせていただきます。
故障した製品以外の消耗品・付属品等は対象外です。

日本居住者向け保証規定

■保証を受ける際に必要なもの

保証書、購入証明書（レシート、商品発送メール等）、製品

*保証書にご購入日の記載はしていません。購入日・購入店名・商品名の記載がある購入証明書を保証書と一緒に保管してください。

*保証書を紛失した場合、再発行いたしませんので、大切に保管してください。

■保証

「保証書」に記載の保証期間内に製品が故障した場合、無償で製品を交換または修理いたします。

但し、保証期間を超過している場合、または保証期間内であっても以下の条件に当てはまる場合は、無償保証の適用を受けることができません。

1. 保証書、購入証明書（例：レシート、商品発送メール等）および故障した製品をご提出いただけない場合。
2. 購入証明書に偽造・改変等が認められた場合。
3. お買い上げの製品が、購入後に有償無償を問わず譲渡されたものであった場合。（例：リサイクルショップやオークションでの購入品・中古品等）
4. ご使用上の誤り（水等の液体こぼれ、水没、落下等）、または当社の指定する機関以外での修理、改造または分解により、故障または破損した場合。
5. 製品の取扱説明書に記載の機器以外に接続、または組み込んで使用し、故障または破損した場合。
6. 通常一般家庭、一般オフィス内で想定される範囲を超えるご使用環境（例：温度、湿度、振動等）や、維持・管理方法に起因して故障または破損した場合（例：埃、錆、カビ、虫、小動物の侵入および糞尿による故障等）
7. お買い上げ後のお客様による輸送、移動時の衝撃や落下等、不適当なお取り扱いにより故障または破損した場合。
8. 地震、火災、落雷、風水害、その他の天変地異、公害、異常電圧等の外的要因により故障または破損した場合。
9. 接続されている他の機器に起因して、製品が故障または破損した場合。

日本居住者向け保証規定

10. ソフトウェア（ファームウェア他）のアップデート作業によって故障または障害が生じた場合。
11. 製品の取扱説明書並びに当社ホームページ内等に記載の使用方法、および注意に反するお取り扱いによって故障または破損した場合。
12. 通常の使用により摩耗や劣化が生じた場合。（例：外観の傷、汚れ等）
13. 故障原因について虚偽の申告がなされた場合。
14. 上記以外に交換または修理をお断りすることが相当であると当社が判断した場合。

＊販売終了したモデルにつきましては、在庫状況により交換対応できない場合がございます。

＊交換／修理後も保証期間は変わらずご購入日から起算して1年になります。

＊有償での修理は対応いたしかねます。

■交換・修理

- ・ 交換または修理のご依頼は、お問合せフォームからお問合せ頂いた後に、保証書と購入証明書を、お買い上げ頂いた製品に同封し、当社サポート窓口（下記住所参照）に送付してください。

【送付先住所】

〒480-0195 愛知県丹羽郡大口町豊田三丁目 260 番地
株式会社東海理化電機製作所 ZENAIM サポート窓口 宛

- ・ 当社に製品を送付する際、「保証を受ける際に必要なもの」に記載されていないもの（記録媒体、接続ケーブル等）は、事前にお客様の方で製品からお取り外してください。当社では、これらの管理につき一切責任を負いません。
- ・ 保証期間内の送料は当社負担とさせていただきます。着払いにて送付してください。

日本居住者向け保証規定

(ご送付いただく際、適切な梱包のうえ、紛失防止のため受渡の確認できる手段(宅配便や簡易書留等)をご利用ください。その際、控えおよび領収書またはレシート等を保管ください。)

なお、当社は運送中の製品の破損、紛失については一切の責任を負いかねます。

- 交換品・修理品の発送は、当社指定の運送業者にて行います。
- 同機種での交換ができない場合は、保証対象製品と同等またはそれ以上の性能を有する他の製品と交換させていただく場合があります。
- 修理の都合により、再生部品や改良部品を使用する場合がございます。
- 当社にて動作チェックを徹底的にした結果、仕様の範囲内で製品が動作しているという結論が出る場合がございます。ご報告いただいた症状を再現できない場合は、確認結果をお伝えし、ご送付いただいた製品を返却いたします。
- 修理で交換された部品等は、いかなる場合でも返却いたしません。
- 修理期間中における代替機および貸出機のご用意はございません。
- 持ち込み修理はお受けしておりません。

■免責事項

- 製品の故障について、当社に故意または重大な過失がある場合を除き、当社の債務不履行および不法行為等の損害賠償責任は、製品購入代金を上限とさせていただきます。
- 当社の指定するソフトウェア以外のダウンロードおよびインストール、並びに当社の指定するソフトウェアの改変によって生じた、製品の故障または破損について、当社は一切責任を負いかねます。
- 製品の故障に起因する派生的、付随的、間接的および精神的損害、逸失利益、並びにデータ損害の補償等につきましては、当社は一切責任を負いかねます。
- データを取扱う際には自己責任において、必ず定期的なバックアップを取って下さい。製品の故障または使用によって生じた、保存データの消失、破損等については一切保証いたしません。

日本居住者向け保証規定

■有効範囲

本規定は、日本国内においてのみ有効です。

ZENAIM は、日本以外の国でのご購入・ご使用による問い合わせ・サポート対応はいたしかねます。

■本規定の変更

当社は、当社所定の方法によりお客様に通知（[当社ホームページ](#)）に掲載する方法を含みます。）することにより、本規定を予告なく変更できるものとします。お客様はその責任において随時本規定を確認し、最新の規定をご承諾のうえご利用いただくものとします。

ZENAIM 保証規定

制定日 2023年5月10日

日本居住者向け保証規定

Thank you for purchasing the ZENAIM keyboard.

Before using the keyboard, please read this User's Manual and the "For Your Safety" section in the included Getting Started Guide/Warranty thoroughly and understand its contents fully before using the product to ensure its correct use.

About This Manual

- Appearance of this manual in whole or in part without permission is strictly prohibited.
- Reproduction, specifications, and performance of this product are subject to change without notice.

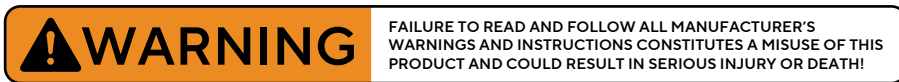
Trademark Information

- Microsoft and Windows are registered trademarks or trademarks of Microsoft Corporation in the United States and/or other countries.
- Apple and macOS are trademarks of Apple Inc., registered in the U.S. and other countries.
- USB Type-C® is a trademark of the USB Implementers Forum.
- The ZENAIM name and logo are trademarks or registered trademarks of Tokai Rika Co., Ltd.

Please Read Before Use

Please Read Before Use	16
Warnings and Safety.....	18
Check the Included Items	20
Connecting the Keyboard to a Computer	21
Key Functions	22
Features of ZENAIM SOFTWARE	23
How to Replace the Key Caps	24
How to Clean the Keyboard	25
Specifications	26
Reguration	27
ZENAIM Limited Warranty Policy for U.S. Residents	28

Table of Contents



WARNING! This product is intended to be used in conjunction with compatible computers with compatible attachments only. Follow the guidelines for proper attachment that are listed below. DO NOT attempt to connect it to an unauthorized device or power source. Doing so may cause serious injury or death.

WARNING! DO NOT attempt to repair, dismantle or otherwise take apart the product (doing so will void your warranty), may preclude the product from operating properly and may cause series injury or death.

WARNING! DO NOT attempt to operate this product using abnormal current loads or a different power source other than that with which it is designed to be used. Doing so may cause fire, electric shock or other serious injury or death.

WARNING! Keep the device away from liquid, humidity or moisture. Liquids, humidity or moisture may prevent this product from operating properly and can result in electrical shock or injury.

WARNING! Operate the device only within the specific temperature range of 10°C (50°F) to 30°C (86°F). Should the temperature exceed this range, unplug and/or switch off the device in order to let the temperature stabilize to an optimal level.

Warnings and Safety


WARNING! The use of computer keyboards may lead to physical discomfort, injury to nerves, tendons and muscles, carpal tunnel, tendinitis, tennis elbow, and other types of repetitive stress injuries. Improper body posture and/or the failure to wrist supports or other ergonomic devices to reduce or eliminate this strain may exacerbate or cause these injuries. Use the guides below to help reduce your risk of such injuries. If you feel any pain or discomfort cease using your keyboard immediately and see a physician for assistance.

WARNING! If you should experience any physical discomfort while using your keyboard, such as pain, numbness, or tingling in your hands, wrists, elbows, shoulders, neck or back, please consult a qualified medical doctor immediately.

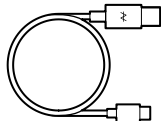
WARNING! Research has shown that long periods of repetitive motion, improper positioning of your keyboard, incorrect body posture, and poor habits may result in physical discomfort and injury to nerves, tendons, and muscles. Below are some guidelines to avoid injury and ensure optimum comfort while using your keyboard:

1. Position your keyboard and monitor directly in front of you with your mouse next to it. Place your elbows next to your side, not too far away and your keyboard within easy reach.
2. Adjust the height of your chair and table so that the keyboard and mouse are at or below elbow height.
3. Keep your feet well supported, posture straight and your shoulders relaxed.
4. Relax your wrist and keep it straight. If you do the same tasks with your hands repeatedly, try not to bend, extend or twist your hands for long periods.
5. Do not rest your wrists and forearms flat. Use a wrist support to support your wrist while operating.
6. Actively relax your grip and soften your keystrokes.
7. Try setting a reminder on your computer to take regular breaks.
8. Keep your hands warm. Cold hands are more likely to be stiff.
9. If your chair's armrests align with the height of your desk, use them to rest your arms.
10. You don't have to rely on your chair's arm rests. Consider investing in forearm supports to relieve some stress from your shoulders.
11. Do not sit in the same position all day. Get up, step away from your desk and do exercises to stretch your arms, shoulders, neck and legs. Stretch your arms, wrists and elbows frequently.
12. Alternate tasks throughout the day.

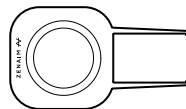
Warnings and Safety



Keyboard (1)



USB cable (1)

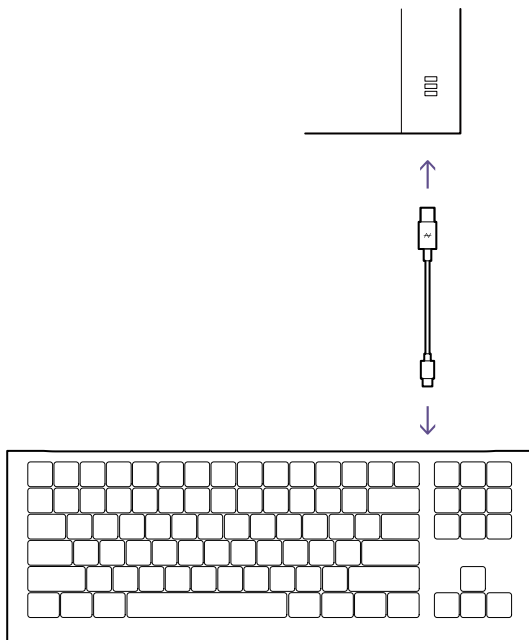


Key puller (1)



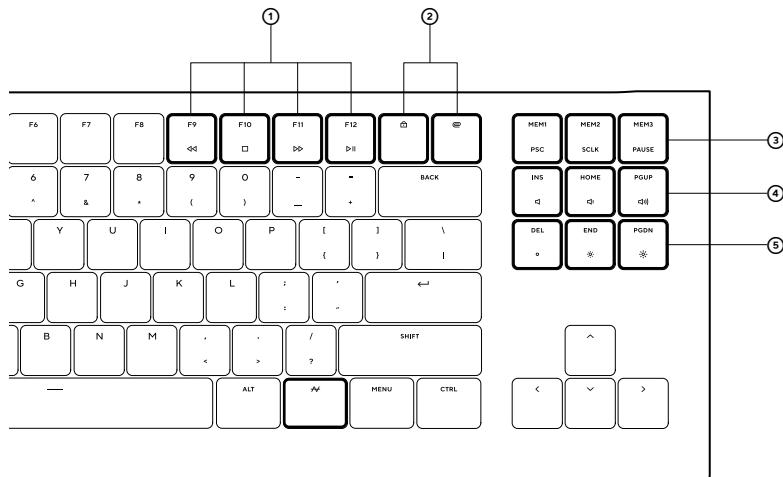
Getting Started Guide /
Warranty (1)









Check the Included Items



**Caution**

- Connect the keyboard to a USB 2.0 or later USB port.
- If the keyboard is connected via a USB hub, its operation is not guaranteed due to the possibility of unstable operation caused by insufficient power.

Connecting the Keyboard to a Computer









- ①
-  +  Rewind
 -  +  Fast Forward
 -  +  Play/Pause
 -  +  Stop

- ②
-  Specific key * Disable/Enable
 -  Save Gameplay Clip

- ③
- MEM1
MEM2
MEM3 Enable/Disable

- ④
-  +  Mute/Unmute
 -  +  Volume Down
 -  +  Volume Up

- ⑤
-  +  LED Off/On
 -  +  LED Brightness Down
 -  +  LED Brightness Up

Key Functions

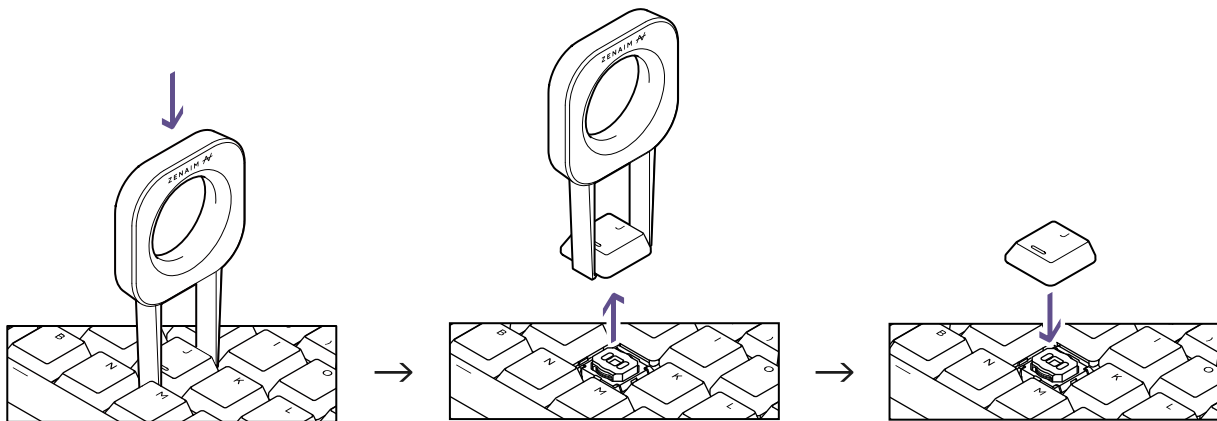
* Key specified in ZENAIM SOFTWARE

- Actuation point adjustable from 0.1 mm to 1.8 mm in 0.05 mm increments
- Macro function
- Gameplay Clip function
- Cloud saving for profiles, accessible from anywhere with an internet connection
- Use the same profiles as pro players
- Customizable lighting pattern

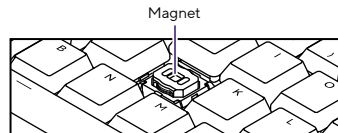
Software Download

<http://zenaim.com/pages/software>

Features of ZENAIM SOFTWARE

**Caution**

- Do not pull out the key caps by hand. Instead, use the included key puller by inserting it and then pulling it up as shown in the figure above to remove the key cap.
- For the long key caps, insert the key puller into the center and remove it.
- Be sure to push the key caps all the way in and make sure they are level and the same height as the other keys.
- Be careful not to let foreign objects or loose particles to get inside.
- Do not insert sharp objects like needles or tweezers between the key switch and the plate.
- Do not remove the magnet from the key switch.



How to Replace the Key Caps

**Blower****Air duster****Strong solvent****Abrasives**

Use an air duster or blower to remove non-adherent dirt and dust between the keys. When cleaning the keys, use a soft, lint-free cloth dampened with tap water, wring it out firmly, and gently wipe.

Caution

- Do not use cleaning agents that may corrode plastics, such as hypochlorous acid, highly concentrated alcohol, bleach, acetone/nail polish remover, thinner/benzine, or any strong solvents or abrasives.
- Do not apply water or cleaning agents directly to the keyboard as this may cause malfunction.

How to Clean the Keyboard

OS for Keyboard	Windows: Windows 10 64bit or later Mac: macOS Monterey or later	Anti-Ghosting Function	Yes
ZENAIM SOFTWARE Compatible OS	Windows / macOS	Connection Method	USB (Type-C®)
Keyboard Type	Tenkeyless	Communication Standard	USB 2.0 full speed
Number of Keys (Non-Contact Keys)	89 keys	Operating Temperature Range	10 to 30°C (without condensation)
Key Layout	US layout	Storage Temperature Range	-20 to 60°C
Lighting	RGB LED backlight (16.8 million colors)	Dimensions	Depth 139.2 mm, Width 380.8 mm, Height 24.5 mm
Switch Type	Non-contact magnetic detection	Weight	Approx. 730 g
Key Stroke	1.9 mm		
Actuation Point	0.1 to 1.8 mm		
Reset Point	0.05 to 1.75 mm		
Actuation Force	50 g		
Tilt Angle	0°/ 4°/ 8°		
N-Key Rollover	Yes		

Specifications



This device complies with part 15 of the FCC Rules. Operation is subject to the following two conditions: (1) This device may not cause harmful interference, and (2) this device must accept any interference received, including interference that may cause undesired operation.

TRAM, Inc.
47200 Port Street Plymouth, MI 48170 U.S.A.
<https://zenaim.com/pages/contact>



Correct Disposal of This Product (Waste Electrical & Electronic Equipment)

(Applicable in the European Union and other European countries with separate collection systems)

This marking shown on the product or its literature, indicates that it should not be disposed with other household wastes at the end of its working life.

To prevent possible harm to the environment or human health from uncontrolled waste disposal, please separate this from other types of wastes and recycle it responsibly to promote the sustainable reuse of material resources.

Household users should contact the e-commerce site, the retailer where they purchased this product, or their local government office, for details of where and how they can take this item for environmentally safe recycling.



**CARTONS
ET EMBALLAGE
PAPIER À RECYCLER**

1. Scope

This Limited Warranty Policy applies to products sold by Tokai Rika Co., Ltd., (hereinafter referred to as “we/us/our”) to residents in the U.S. The warranty provided under this Limited Warranty Policy is limited and provided only to residents in the U.S. who purchase products directly from the Seller (hereinafter referred to as “Purchaser”).

2. Definitions

The following terms in this Limited Warranty Policy shall be defined as follows:

1. **Date of Purchase** means the date stated on the Proof of Purchase, such as a receipt or a product shipping email, as the date of purchase of the Product.
2. **Defects** means a condition in which the Product does not function properly even if the customer operates it in accordance with the instructions and/or warnings.
3. **Instructions and/or Warnings** mean any instructions or warnings regarding the Product specified in (i) user manuals or similar documents attached to or provided with the Product or on (ii) our website (<https://zenaim.com/en>).
4. **Product** means a ZENAIM keyboard that is manufactured by TOKAI RIKA Co., Ltd. and is sold by the Seller. For clarity, the scope of this limited warranty covers the main unit of the Product that is packaged by us at the time of sale. Consumables or accessories are excluded.
5. **Proof of Purchase** refers to a document, such as a receipt or a product shipping email, that confirms the date of purchase, the name of the store, and the name of the Product regarding the purchase of the Product by the Purchaser.
6. **Warranty Card** means a certificate stating the warranty replacement or repair of the Product by the Seller under this Limited Warranty Policy.
7. **Warranty Period** means one year from the Date of Purchase by the Purchaser.

ZENAIM Limited Warranty Policy for U.S. Residents

3. What is Covered

Subject to the terms, conditions and limitations described below, the Seller warrants that the Product is free from defects in materials or workmanship that adversely affect the product's operation under normal use during the Warranty Period. Consumables or accessories used in or for the Product are not covered by the Limited Warranty.

4. What Is Not Covered

This Limited Warranty shall be void under the following situations:

1. The Product accompanied by the Warranty Card and the Proof of Purchase has not been returned to us in accordance with the section describing how to apply for service under the Limited Warranty;
2. The Proof of Purchase has been forged or altered;
3. **You are not the first person to purchase the Product from the Seller, regardless of whether or not you paid for the Product. (For example, you bought items from thrift stores or at auctions or used items.);**
Defects attributed to disobedience of the Instructions and/or Warnings;
4. Defects attributed to abuse or neglect;
5. Defects attributed to wrong use (spilling of water or other liquids, submersion, dropping, etc.), or attributed to repair, modification, or disassembly by anyone other than those we appointed or designated;
6. Defects attributed to extreme use conditions (temperature, humidity, intensive use, or continuous vibration) which are different from those in general home or office;
7. Defects attributed to lack of proper maintenance, including but not limited to any defect due to dust, rust, mold, or the invasion or faeces of small animals or insects;
8. Defects attributed to improper handling, including but not limited to sudden impact or dropping during transportation of the Product after delivery to you;
9. Defects attributed to external factors such as earthquakes, fires, lightning strikes, wind and flood damage, other natural disasters, pollution, abnormal voltage;

10. Defects that occur because the Product is connected to or incorporated into any device that is not specified in the Instructions and/or Warnings;
11. Defects attributed to any device connected to the Product;
12. Defects attributed to improper software (firmware, etc.) update;
13. Defects attributed to damaged, worn, or deteriorated consumables (keycaps) or accessories.
14. False claims about the causes of failures
15. There are reasonable grounds for us to decline a request for replacement or repair of the Product under this Limited Warranty.

5. Who is covered

This Limited Warranty Policy applies only to Purchasers in the U.S. The rights under this Limited Warranty Policy cannot be assigned or transferred to anyone else.

6. Period of Indemnity (Warranty Period)

This Limited Warranty Policy lasts one year from the Date of Purchase by the Purchaser. Keep your Proof of Purchase in a safe place to prove the Date of Purchase. **If the serial number is removed from the Product, the Limited Warranty is void.**

Even if the product is replaced or repaired, the warranty period remains unchanged: one year from the date of purchase.

The initial defect period is defined as within 7 days of receiving the Product. For more details on initial defects, please refer to our [Return/Refund Policy](#).

7. How to Apply for Service under Limited Warranty Policy

To be eligible for service under this Limited Warranty Policy, you must return the Product along with the Warranty Card and the Proof of Purchase within the Warranty Period.

* The date of purchase is not stated on the Warranty Card. Please keep the Proof of Purchase showing the date of purchase, the name of the store where you purchased the Product, and the name of the Product, along with the Warranty Card.

Please keep the Warranty Card in a safe place. We will not reissue the Warranty Card if you lose it.

ZENAIM Limited Warranty Policy for U.S. Residents

Before returning your product, please contact us through [the inquiry form](#) on our website. After you receive a response from the ZENAIM support desk (support_us@zenaim.com), please fill in your address and name on the Warranty Card. Then, send the Product along with the Warranty Card and Proof of Purchase to the address below via cash on delivery.

TRAM, Inc. 47200 Port Street Plymouth, MI 48170 U.S.A.

All accessory items must be removed from the Product prior to shipping. The Seller is not responsible for damage or loss of any accessory item left on the Product. You must pack the Product in a safe package designed to prevent damage to the Product returned.

8. What We Will Do

No charge inspection. All Products returned to us in accordance with this Limited Warranty Policy will be inspected by us. You will not be charged for this inspection. When sending the Product to us, please remove any items attached or connected to the Product (recording media, connection cables, etc.). We are not responsible for the management or handling of these items if not removed prior to shipment. When sending the Product to us, please pack it appropriately and use a means of shipment (courier service, registered mail, etc.) under which you can confirm the delivery in order to prevent loss, and keep the proof of delivery under such shipment. If, as a result of inspection, we conclude that the Product is operating within the specifications, or is unable to reproduce the symptoms you reported, we will inform you of the results of the inspection and return the Product you sent.

When you choose to return your Product in accordance with this Limited Warranty Policy, you agree that we have your permission to perform inspection and all testing that is deemed appropriate at the discretion of our personnel in charge and you agree that our personnel may disassemble the returned Product to the extent that we, in our own, may determine necessary to evaluate any concerns that you have raised or we may notice upon examining the returned Product. You hereby agree that you have no expectation that we will preserve any Product returned for inspection in the same condition as it was received or that the Product will be returned in the same condition as it was in when submitted to us, or that the Product submitted for inspection will be returned to you.

ZENAIM Limited Warranty Policy for U.S. Residents

9. Warranty Action

Subject to the terms set forth above, we may in our sole discretion elect to repair or replace any Product returned to us that we have identified as having a Defect. In the event that we decide to replace your Product with a different Product, a Product of similar composition and price will be provided by us. You hereby agree that a Product or Product component replaced by us under this Limited Warranty Policy immediately becomes the property of us and that we may dispose of the replaced Product in any manner. Parts that have been replaced in the repair will not be returned under any circumstances. There are no replacement Products or rental Products available during the repair period. We do not accept any repairs other than those described above.

If we determine that it is unable to either repair or replace your Product, we may, in our sole discretion, refund the full purchase price for your Product. In the event that we refund the full purchase price of your Product, or a portion thereof, you hereby agree that the refunded Product becomes the property of us upon notification that we will refund the full purchase price, and you agree that we may dispose of the refunded Product in any manner.

10. Disclaimer and Limitation of Warranty Liabilities

YOUR SOLE AND EXCLUSIVE REMEDY PURSUANT TO THIS LIMITED WARRANTY POLICY IS THE REPAIR OR REPLACEMENT OF DEFECTS IN MATERIALS OR WORKMANSHIP. IN NO EVENT SHALL WE, OUR LICENSORS, DISTRIBUTORS, AND SUPPLIERS BE LIABLE FOR ANY DIRECT, INDIRECT, INCIDENTAL, SPECIAL, EXEMPLARY, OR CONSEQUENTIAL DAMAGE, EXPENSES, LOST PROFITS, LOST SAVINGS, BUSINESS INTERRUPTION, LOST BUSINESS INFORMATION, PROPERTY DAMAGE, PERSONAL INJURIES (INCLUDING DEATH), EMOTIONAL DISTRESS, PAIN AND SUFFERING OR ANY OTHER DAMAGE ARISING OUT OF THE USE OR INABILITY TO USE THE PRODUCT, EVEN IF WE, OUR LICENSORS, DISTRIBUTORS, OR SUPPLIERS WERE ADVISED OF THE POSSIBILITY OF SUCH DAMAGES. YOU ACKNOWLEDGE THAT THE PURCHASE PRICE PAID FOR THE PRODUCT REFLECTS THIS ALLOCATION OF RISK AND EXCLUSION OF DAMAGES. **TO THE MAXIMUM EXTENT PERMITTED BY APPLICABLE LAW, WE DISCLAIM ALL OTHER WARRANTIES.**

SOME STATES DO NOT ALLOW THE EXCLUSION OR LIMITATION OF INCIDENTAL OR CONSEQUENTIAL DAMAGES, SO THE ABOVE LIMITATION MAY NOT APPLY TO YOU. IF THE LIMITATION OF LIABILITY IS NOT APPLICABLE, IN NO EVENT SHALL OUR PRODUCTS' LIABILITY FOR PROPERTY DAMAGE EXCEED THE PRICE PAID FOR THE PRODUCT THAT CAUSED SUCH DAMAGE.

We make no other warranty beyond the terms of this Limited Warranty Policy with regard to the Product. No one of us, our licensors, distributors, agents of suppliers and their employee, or sales representatives, nor any person employed by the retail dealer or seller from whom you purchased this Product, is authorized to modify, extend or waive the terms of this Limited Warranty Policy. Any statements, representations or promises made by anyone else at any time are unenforceable against us.

EXCEPT AS PROVIDED IN THIS LIMITED WARRANTY POLICY OUR PRODUCTS ARE PROVIDED "AS IS".

We are not responsible for Defects of the Product or damage caused by downloading and installing software other than the software specified in specifications, manual or other similar instructions, nor for modification of the software specified in them. We shall not be liable for any derivative, incidental, indirect or mental damages, lost profits, or data damages caused by Defects of the Product. When handling data, please be sure to make regular backups at your own risk. We do not guarantee any loss or damage to stored data caused by product failure or use.

11. Entire Obligation

This Limited Warranty Policy states the entire obligation of us with respect to the Product. If any part of this Limited Warranty Policy (including the Warranty disclaimers and limitations of our liability) is determined to be void, unenforceable or illegal, the invalid or unenforceable provision shall be deemed to be superseded by a valid, enforceable provision that most closely matches the intent of the original provision, and the remainder of the Limited Warranty Policy shall remain in full force and effect.

ZENAIM Limited Warranty Policy for U.S. Residents

12. Possibility of Changes in Warranty Terms and Conditions

From time to time, we may change the terms and conditions of this or any other warranty to comply with changes in relevant laws, respond to market conditions and for any other reason we may deem appropriate in its sole discretion. In the event that a request for Warranty action is made, such a request will be processed in accordance with the terms of any Limited Warrant Policy at the time that the request for Warranty action is made. It is the Purchaser's responsibility to check this policy from time to time and use it after agreeing to the latest provisions.

2024/10/31

WELL GAMING

ZENAIM KEYBOARD サポート

ZENAIM KEYBOARD Support

<http://zenaim.com/pages/support-keyboard>

ZAKB-007-DGBK-TKL-002